

Philco Radio & Television Corp.

Model: 91 CODE 121

Chassis:

Year:

Power:

Circuit:

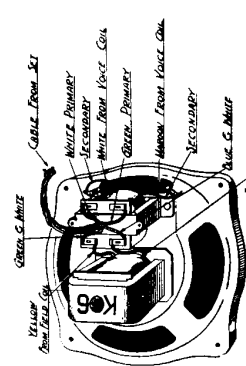
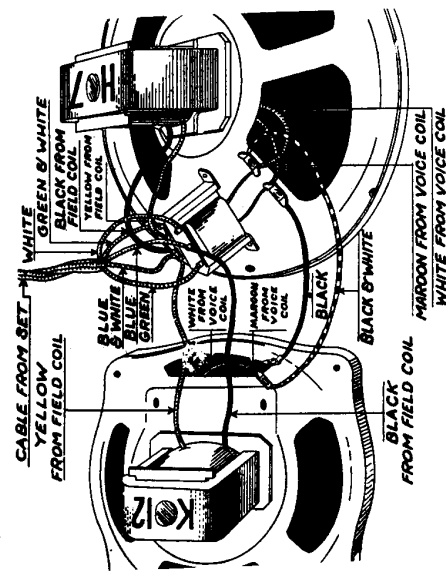
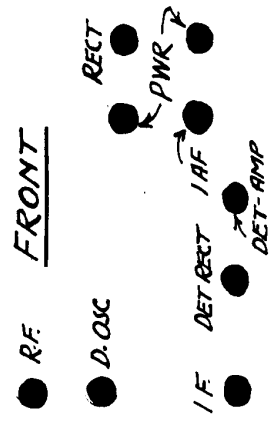
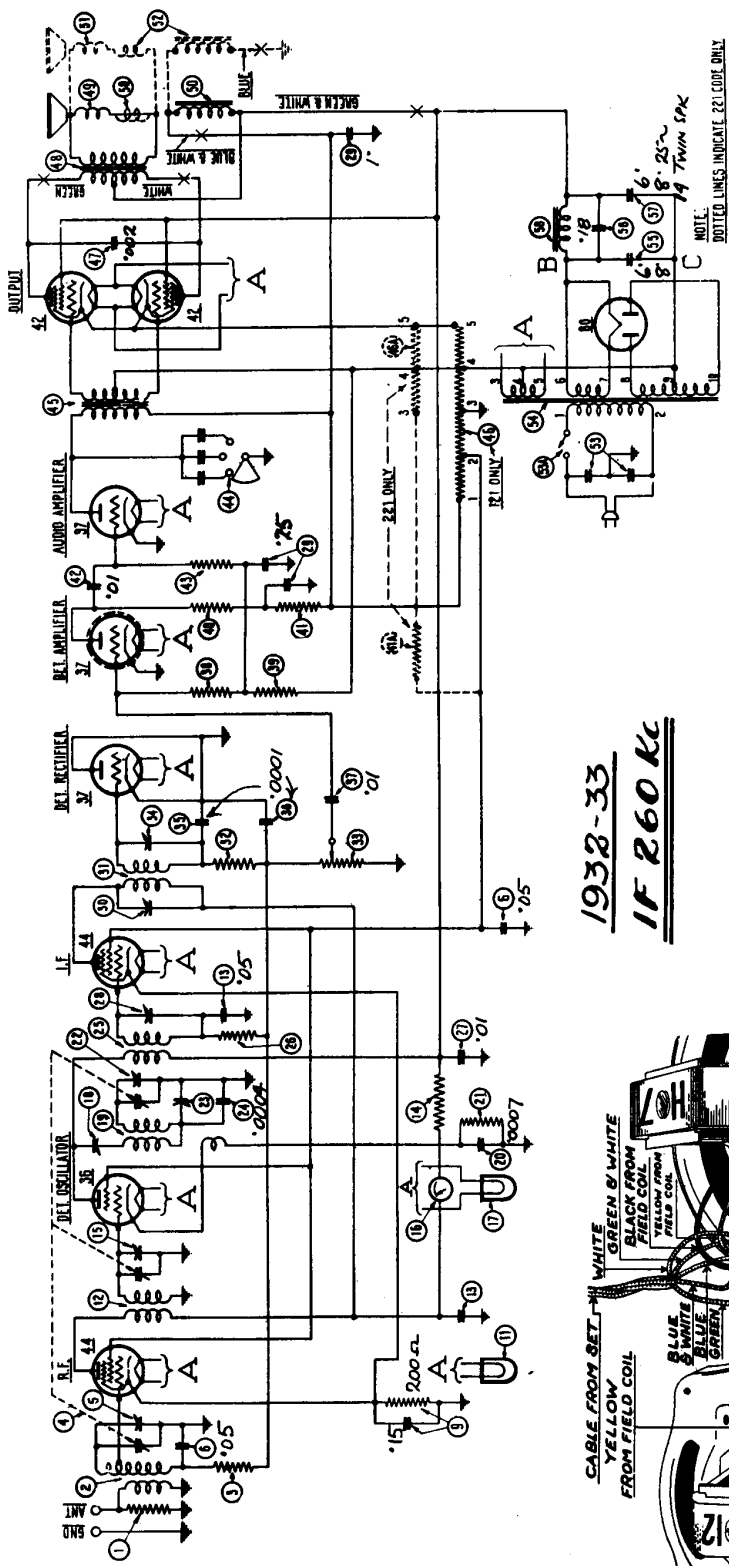
IF:

Tubes:

Bands:

Resources

[Radio College Of Canada - PHILCO 16](#)



-Speaker Connections—121 Code

PHILCO MODEL 91 SERIES

-Speaker Connections—221 Code

Tube	Circuit	Plate Volts	Screen Grid Volts	Control Grid Volts	Cathode Volts
R.F.	R.F.	200	50	6	25
Det.—Osc.	Det.—Osc.	250	80	10	10
I.F.	I.F.	250	85	.2	6
Det.—Rect.	Det.—Rect.	02	2
Det.—Ampl.	Det.—Ampl.	602	2
Audio	Audio	100	...	0	2
Output	Output	240	250	15	15
Output	Output	240	250	15	15

Single Speaker	900	2700	85	205	85	205	1,000	10,000
Speaker	(21)	(22)	(23)	(24)	(25)	(26)	(27)	(28)
Twin Speaker	(29)	(30)	(31)	(32)	(33)	(34)	(35)	(36)

Speaker Connections—121 Code	15,000	25,000	13,000	99,000	51,000	490,000	1,000,000	2,000,000
Speaker	(37)	(38)	(39)	(40)	(41)	(42)	(43)	(44)

Printed in Canada

DATA SHEET

-Courtesy Philco Products Ltd. of Canada

PHILCO-16