

## Philco Radio & Television Corp.

**Model:** 62

**Chassis:**

**Year:**

**Power:**

**Circuit:**

**IF:**

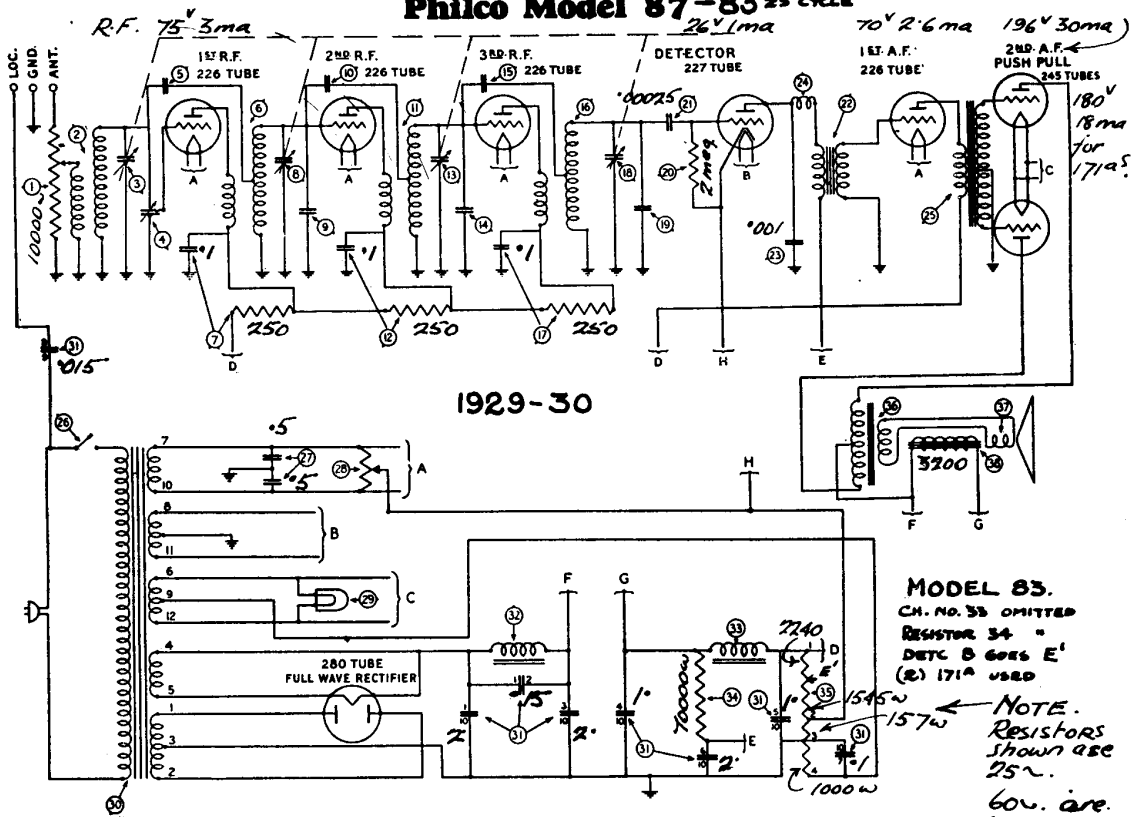
**Tubes:**

**Bands:**

Resources

[Radio College Of Canada - PHILCO 4](#)

# Philco Model 87-83 25 CYCLE



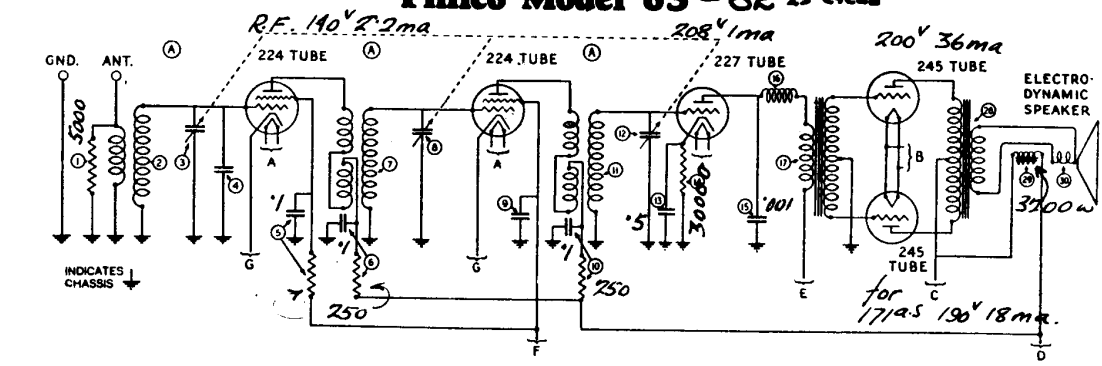
Models  
83-87  
1929-30  
  
Low Boy  
High Boy  
De Luxe  
High Boy

1929-30

MODEL 83.  
CH. NO. 33 OMITTED  
RESISTOR 34 =  
DETC B GOES E'  
(2) 171A USED

NOTE.  
RESISTORS  
SHOWN ARE  
25W.  
60W. ARE.  
650-157  
-3785W.

# Philco Model 65-62 25 CYCLE

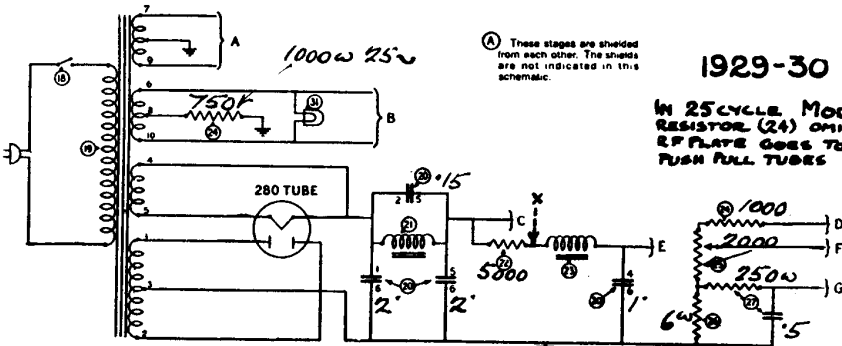


Models  
62-65  
1929-30

Table  
Low Boy  
High Boy  
De Luxe  
High Boy

1929-30

IN 25 CYCLE, MODEL 62  
RESISTOR (24) OMITTED  
RF PLATE GOES TO POINT X  
PUSH PULL TUBES (2) 171A



(A) These stages are shielded from each other. The shields are not indicated in this schematic.