

## R.C.A. Victor Co., Inc.

**Model: K130**

**Chassis:**

**Year: Pre June 1940**

**Power:**

**Circuit:**

**IF:**

**Tubes:**

**Bands:**

### Resources

[Riders Volume 11 - RCA 11-79](#)

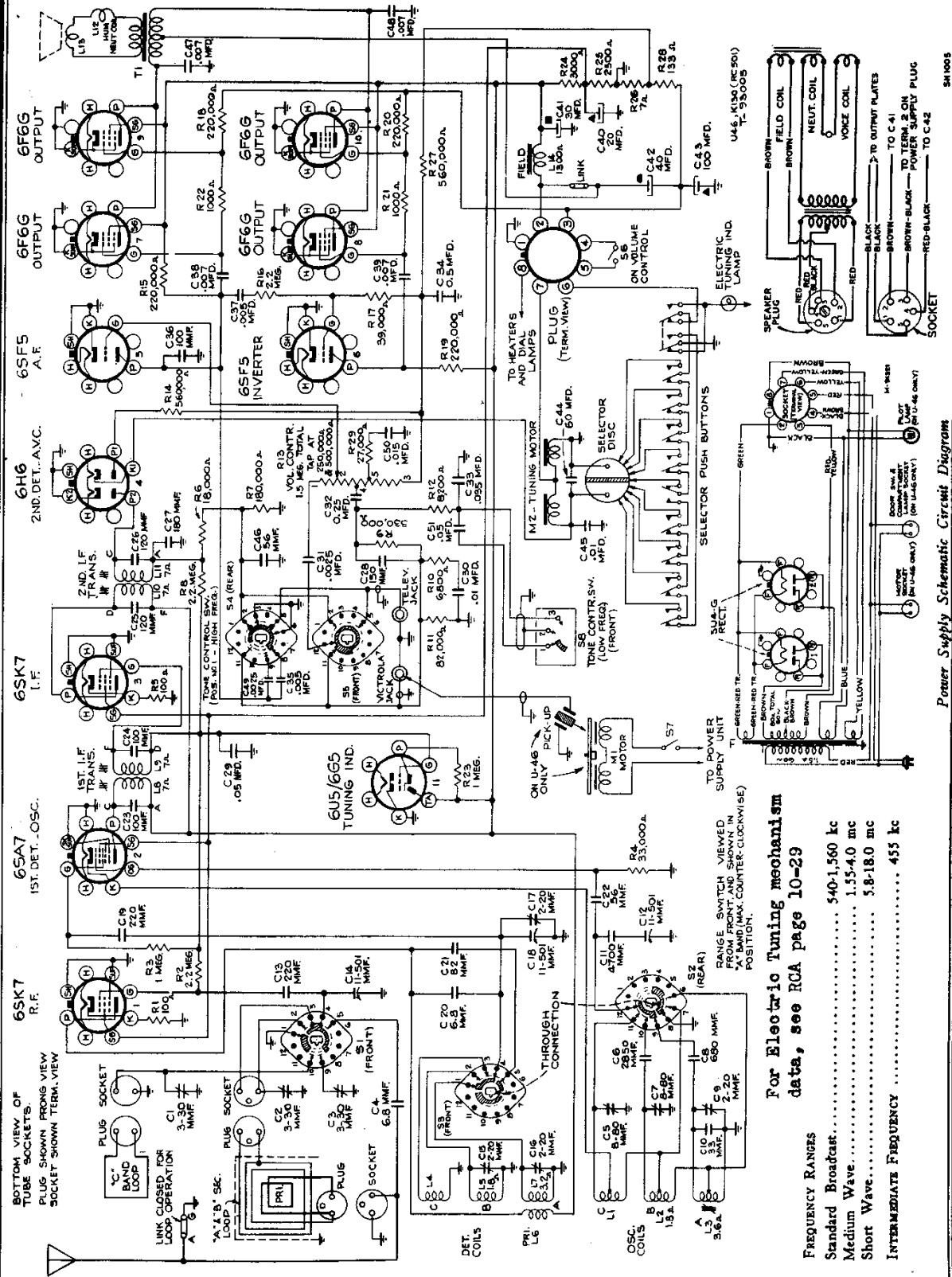
[Riders Volume 11 - RCA 11-80](#)

[Riders Volume 11 - RCA 11-81](#)

[Riders Volume 11 - RCA 11-82](#)

RCA MFG. CO., INC.

MODELS U46, Chassis RC501  
K130, Chassis RC501A  
Schematic



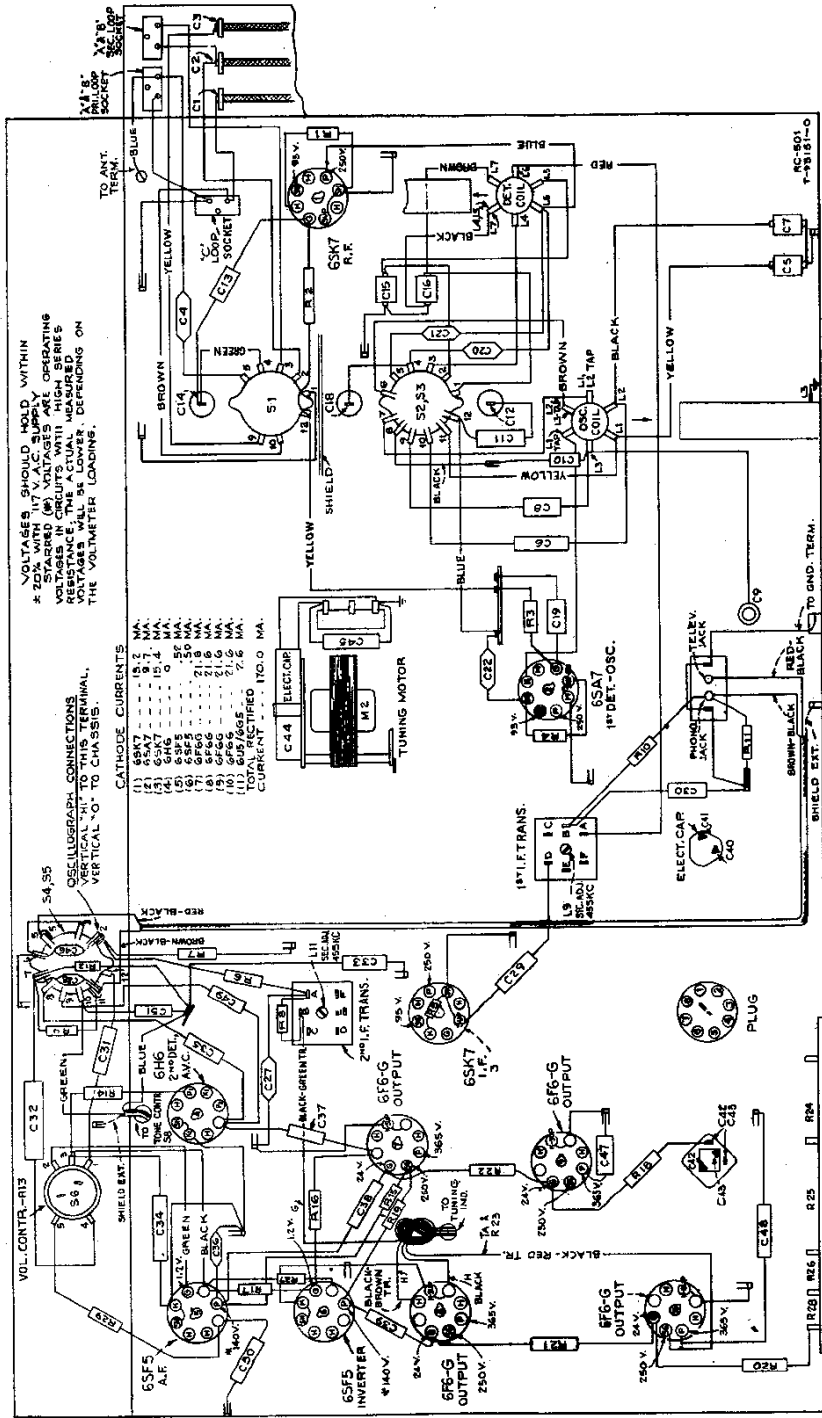
Power Supply Schematic Circuit Diagram

For Electric Tuning mechanism  
data, see RCA page 10-29

FREQUENCY RANGES	
Standard Broadcast.....	540-1,560 kc
Medium Wave.....	1.55-4.0 mc
Short Wave.....	5.8-18.0 mc
INTERMEDIATE FREQUENCY .....	455 kc

MODELS U46, K130  
Chassis Wiring, Voltage

RCA MFG. CO., INC.



R-F Wiring Diagram and Socket Voltages

**PILOT LAMPS** ..... Mazda No. 44, 6.3 volts, 0.25 amp.  
 ..... Mazda No. 47, 6.3 volts, 0.15 amp.

**POWER OUTPUT RATING**  
 Undistorted ..... 20 watts  
 Maximum ..... 22 watts

**PHONOGRAPH (Model U-46 only)**  
 Type ..... Automatic  
 Record Capacity ..... Eight 10-inch or Seven 12-inch  
 Turntable Speed ..... 78 r.p.m. (Adjustable)  
 Type Pickup ..... Crystal  
 Pickup Impedance ..... 100,000 ohms at 1,000 cycles

**LOUDSPEAKER (RL-76B-5)**

Type ..... 12-inch electrodynamic  
 V.C. Impedance ..... 11.5 ohms at 400 cycles

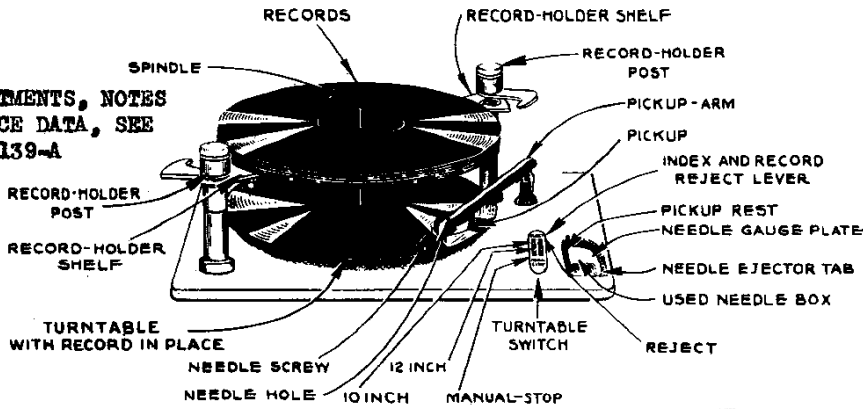
**POWER SUPPLY RATINGS K-130 (U-46, 50 watts additional)**  
 Rating A ..... 105-125 volts, 50-60 cycles, 200 watts  
 Rating B ..... 105-125 volts, 25-60 cycles, 200 watts  
 Rating C ..... 105-130, 140-160, 200-250 volts, 40-60 cycles, 200 watts



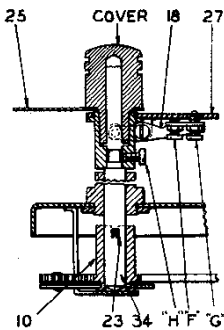
MODELS U46, K130  
Record Changer  
Assembly

RCA MFG. CO., INC.

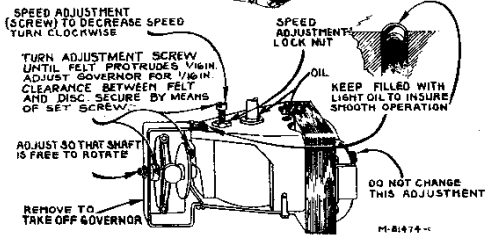
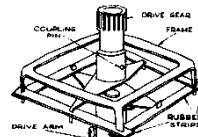
FOR ADJUSTMENTS, NOTES  
AND SERVICE DATA, SEE  
MODEL RP-139-A



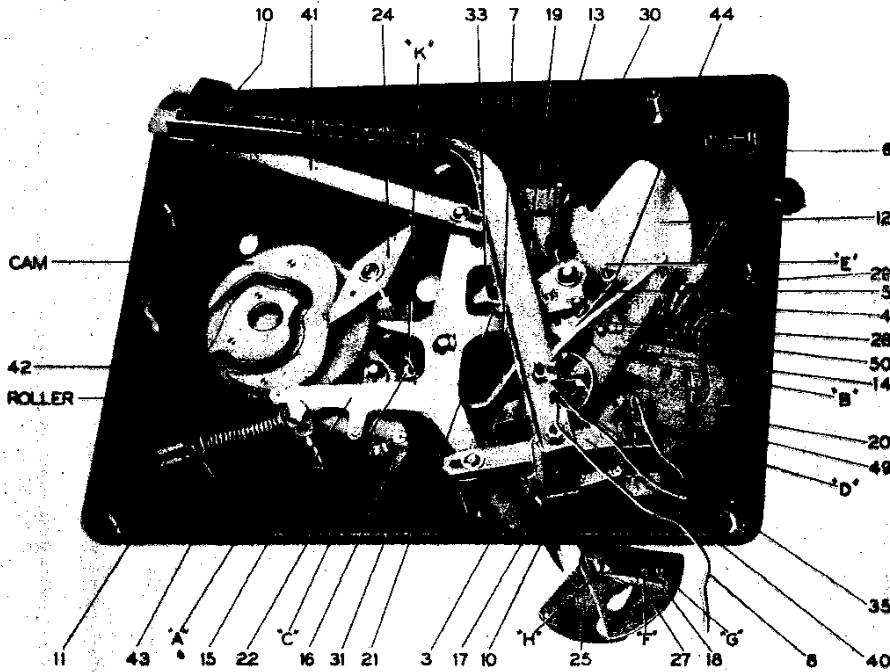
Top View of Automatic Record Changer



Details of Record Shelf Posts and Lever Assemblies



Motor Data and Coupling



Bottom View of Automatic Record Changer

NOTE: Numbers refer to parts—letters refer to adjustments.